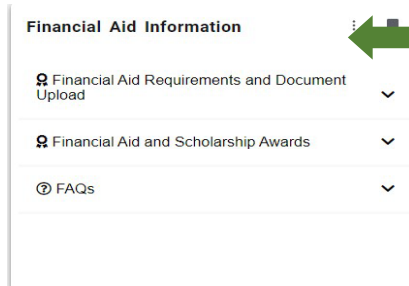
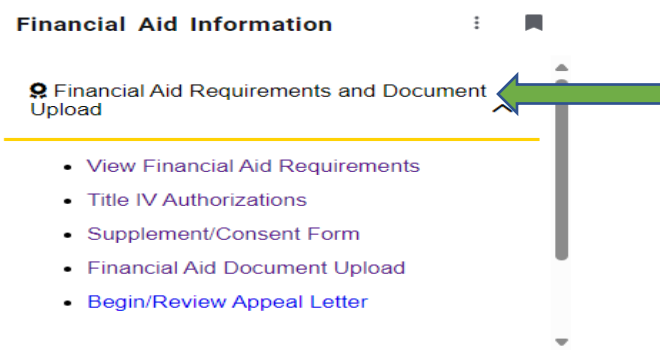


## Instructions for the Financial Aid Title IV Authorizations:

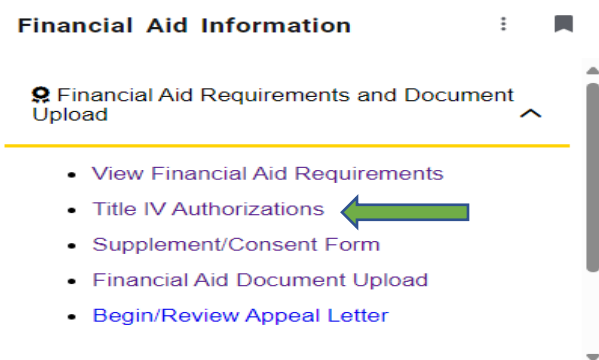
1. Locate "Financial Aid Information" card on OneTech:




2. Select "Financial Aid Requirements and Document Upload":



3. Click "Title IV Authorizations", and Select the Appropriate Aid year



4. Read, complete, and submit the Title IV Authorizations Form and look for the confirmation message below! You must answer all questions marked with a red asterisk (\*) before you can submit the form.

 **Notification:** You have successfully submitted your Title IV authorizations.