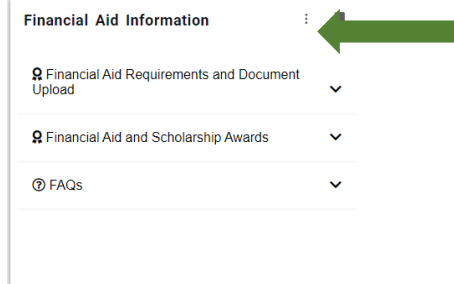
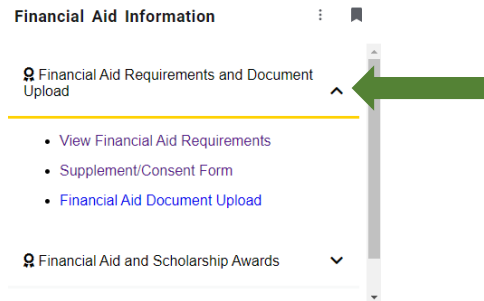


Instructions for the Financial Aid Supplement/Consent Form:

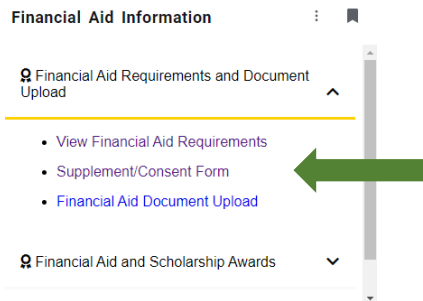
1. Locate “Financial Aid Information” card on OneTech:



2. Select “Financial Aid Requirements and Document Upload”:



3. Click Supplement/Consent Form:



4. Read, complete, and submit the Financial Aid Supplement/Consent Form and look for the confirmation message below! You must answer all questions marked with a red asterisk (*) before you can submit the form.

Your Supplement/Consent Form Has Been Completed

YOU MUST COMPLETE ANY PRIOR YEAR'S SUPPLEMENT/CONSENT FORM BEFORE YOU CAN ACCESS THE CURRENT YEAR'S FORM.